

Heyco® Original Strain Relief Bushings

Straight-Thru for Round Cables

.625" (15,9 mm) to .750" (19,0 mm) Mounting Holes

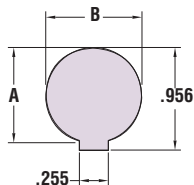


WILL FIT THESE CABLES				PANEL DIMENSIONS						PART NO.	DESCRIPTION	PART DIM.		Mounting Hole Plug
UL Type	AWG/ Conductors	Approximate Size		A Mounting Hole Dia.		B To Prevent Rotation		Finished Fit Panel Thickness*		Black		C BODY LENGTH		PART NO.
		in.	mm.	in.	mm.	in.	mm.	in.	mm.			in.	mm.	
SJ, SJT & SJO	18/2	.300	7,6	.625	15,9	.550	14,0	.062	1,6	1217	SR 6N-4	.578	14,7	2497
Same as SR 6N-4 above except								.125	3,2	1210	SR 6P-4	.578	14,7	
SJT	18/3	.300-.330	7,6-8,4	.625	15,9	.550	14,0	.062	1,6	1197	SR 6N2-4	.578	14,7	
SJ, SJT & SJO	16/2	.325	8,3	.625	15,9	.550	14,0	.062	1,6	1200	SR 6N3-4	.578	14,7	
	18/3	.330	8,4											
	14/2	.350	8,9											
	16/3	.355	9,0											
	18/4	.360	9,1											
Same as SR 6N3-4 above except								.125	3,2	1207	SR 6P3-4	.578	14,7	
S & ST	18/2	.380	9,7	.625	15,9	.550	14,0	.062	1,6	1202	SR 6N5-4	.578	14,7	
	18/3	.405	10,3											
Same as SR 6N5-4 above except								.125	3,2	1204	SR 6P5-4	.578	14,7	
SJ, SJT & SJO	18/2	.300	7,6	.625	15,9	.550	14,0	.156	4,0	1214	SR 6L-1	.678	17,2	consult Heyco
	16/2	.325	8,3	.656	16,7									
	18/3	.330	8,4	.656	16,7									
	16/3	.355	9,0	.687	17,4									
HPD	16/3	.355	9,0	.687	17,4									
SJT	18/4	.360	9,1	.750	19,0									2503
	14/3	.370	9,4											
S & ST	18/2	.390	9,9	.750	19,0	.660	16,8	.062	1,6	1244	SR 7N-2	.750	19,1	
	18/3	.405	10,3											
	16/2	.405	10,3											
	16/3	.430	10,9											
				.750-.781	19,0-19,8									
Same as SR 7N-2 above except								.125	3,2	1237	SR 7P-2	.750	19,1	

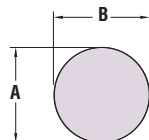
Standard color black. Consult Heyco for white and other colors.

*Maximum Panel Thickness. Part has additional clearance. Consult Heyco for your Custom Finished Fit Panel Thickness.

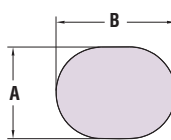
- **Protects the lifeline of your electric/electronic products** by absorbing the forces of pull, push, and twist that may be exerted on the flexible power cord.
- Securely anchors, insulates, and protects cables at panel entry points.
- Sizes SR 6-Series to SR 7-Series for mounting hole diameters from .625" (15,9 mm) to .781" (19,8 mm).
- Sizes for thin .062" (1,6 mm) panel available: SR 7N-2
See chart for details.
- See page 4-38 for corresponding **Mounting Hole Plugs** which can be used to fill blank/unused Mounting Holes and thus allow for a single panel design for multiple applications.
- Consult Heyco for other wire types and sizes.
- See pages 4-27 & 4-28 for SR assembly tools.
- **See page 4-19 for Quick Specs.**
- For Double D Mounting Hole Punches, see page 4-30.



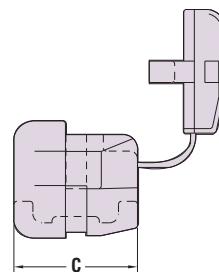
FOR SR-7KR-2 ONLY



STANDARD MOUNTING HOLES



ELONGATED MOUNTING HOLE





Heyco® Original Strain Relief Bushings

Straight-Thru for Round Cables

.875" (22,2 mm) to 1.187" (30,1 mm) Mounting Holes

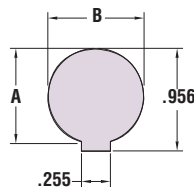
Fit 1/2" or 3/4" Electrical Knock-out Hole Sizes

- **Protects the lifeline of your electric/electronic products** by absorbing the forces of pull, push, and twist that may be exerted on the flexible power cord.
- Securely anchors, insulates, and protects cables at panel entry points.
- Sizes SR 7-Series to SR 9-Series for mounting hole diameters from .875" (22,2 mm) to 1.187" (28,6 mm).
- Sizes for thin .062" (1,6 mm) panel available:
SR 8N-2
See chart for details.
- See page 4-38 for corresponding **Mounting Hole Plugs** which can be used to fill blank/unused Mounting Holes and thus allow for a single panel design for multiple applications.
- Consult Heyco for other wire types and sizes.
- See pages 4-27 & 4-28 for SR assembly tools.
- For Double D Mounting Hole Punches, see page 4-30.

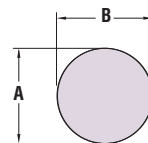
WILL FIT THESE CABLES				PANEL DIMENSIONS						PART NO.	DESCRIPTION	PART DIM.		Mounting	
UL Type	AWG/ Conductors	Approximate Size		A Mounting Hole Dia.		B To Prevent Rotation		Finished Fit Panel Thickness*				Black	C BODY LENGTH		Hole Plug
		in.	mm.	in.	mm.	in.	mm.	in.	mm.			in.	mm.	PART NO.	
SJ, SJT & SJO	16/2	.325	8,3							1240	SR 7K-2			2509	
	18/3	.330	8,4												
	14/2	.350	8,9	.875	22,2	.770	19,6	.125	3,2						
	16/3	.355	9,0												
	18/4	.360	9,1												
Same as SR 7K-2 above except				▶ See Schematic					.125	3,2	1271	SR 7KR-2	.750	19,1	2509
SJT	14/3	.370	9,4	.875	22,2	.770	19,6	.125	3,2	1247	SR 7W-2	.750	19,1	2509	
	12/3	.425	10,8												
S, SO, & ST	18/2	.390	9,9												
	18/3	.405	10,3												
	16/2	.405	10,3												
	16/3	.430	10,9												
Same as SR 7W-2 above except				▶					.200	5,1	1250	SR 7L-2	.750	19,1	consult Heyco
SJT	12/3	.425- .475	10,8- 12,1	.875	22,2	.840	21,3	.125	3,2	1497	SR 31-2	.812	20,6	2509	
S & ST	14/2	.530	13,5	.875	22,2	.840	21,3	.062	1,6	1254	SR 8N-2	.828	21,0	2509	
	14/3	.560	14,2												
	12/2	.600	15,3												
Same as SR 8N-2 above except				▶					.125 .187	3,2 4,8	1260 1274	SR 8P-2 SR 8L-1	.812 .812	20,6 20,6	2509 consult Heyco
S	12/2	.600	15,2	1.093	27,7	1.000	25,4	.281	7,1	1287	SR 9P-2	1.000	25,4	2717	
	12/3	.635	16,1	1.125	28,6										
	10/2	.640	16,3	1.093	27,7										
S, SO & ST	10/3	.690	17,5	1.187	30,2										
SRDT	12/4														

Standard color black. Consult Heyco for white and other colors.

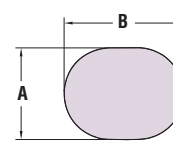
*Maximum Panel Thickness. Part has additional clearance. Consult Heyco for your Custom Finished Fit Panel Thickness.



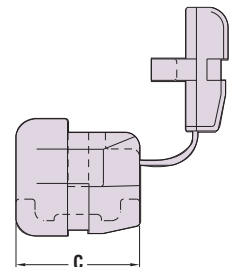
FOR SR-7KR-2 ONLY



STANDARD MOUNTING HOLES



ELONGATED MOUNTING HOLE



Quick
Specs

Material

Nylon 6/6

Certifications



Recognized under the Component Program of Underwriters' Laboratories File E15331



Certified by the Canadian Standards Association File 8919

Flammability Rating

94V-2

Temperature Range

-.04°F (-18°C) to 221°F (105°C)